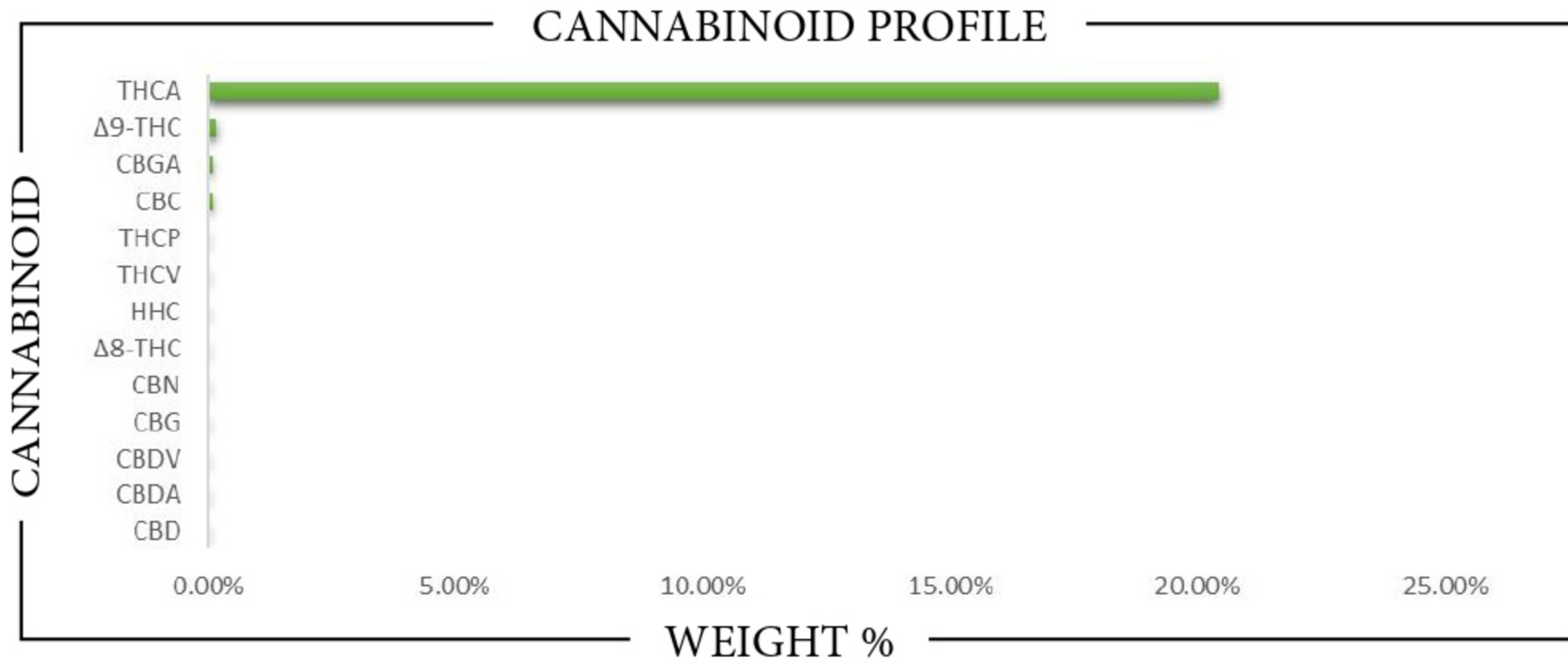


## REPORT

PROJECT# 25015272  
 LAB ID 55038443  
 RECEIVED DATE 7/29/2025  
 REPORT DATE 8/5/2025

SAMPLE NAME: Lizard Burger

THCA	TOTAL CBD	TOTAL CANNABINOIDS
20.411 %	ND	20.769 %



CANNABINOID	WEIGHT %	MG/G
CBC	0.0824	0.824
CBD	ND	ND
CBDA	ND	ND
CBDV	ND	ND
CBG	ND	ND
CBGA	0.0908	0.908
CBN	ND	ND
Δ8-THC	ND	ND
Δ9-THC	0.1849	1.849
HHC	ND	ND
THCA	20.411	204.11
THCV	ND	ND
THCP	ND	ND
<b>Total CBD</b>	<b>ND</b>	<b>ND</b>
<b>Total CBG</b>	<b>0.0797</b>	<b>0.797</b>
<b>Total THC</b>	<b>18.086</b>	<b>180.86</b>

Analysis Method: TP-POT-05 By HPLC-VWD Total THC = (0.877 x THCA) + Δ9-THC Total CBD = (0.877 x CBDA) + CBD Total CBG = (0.877 x CBGA) + CBG ND = Not Detected	Prepared By: TJS Prep Date: 7/30/2025 Batch ID: JUL3025A-POT	Analyzed By: TJS Analysis Date: 7/30/2025	
---	--	--	--



APPROVED BY:  
**JUSTIN HALL**  
 LAB DIRECTOR

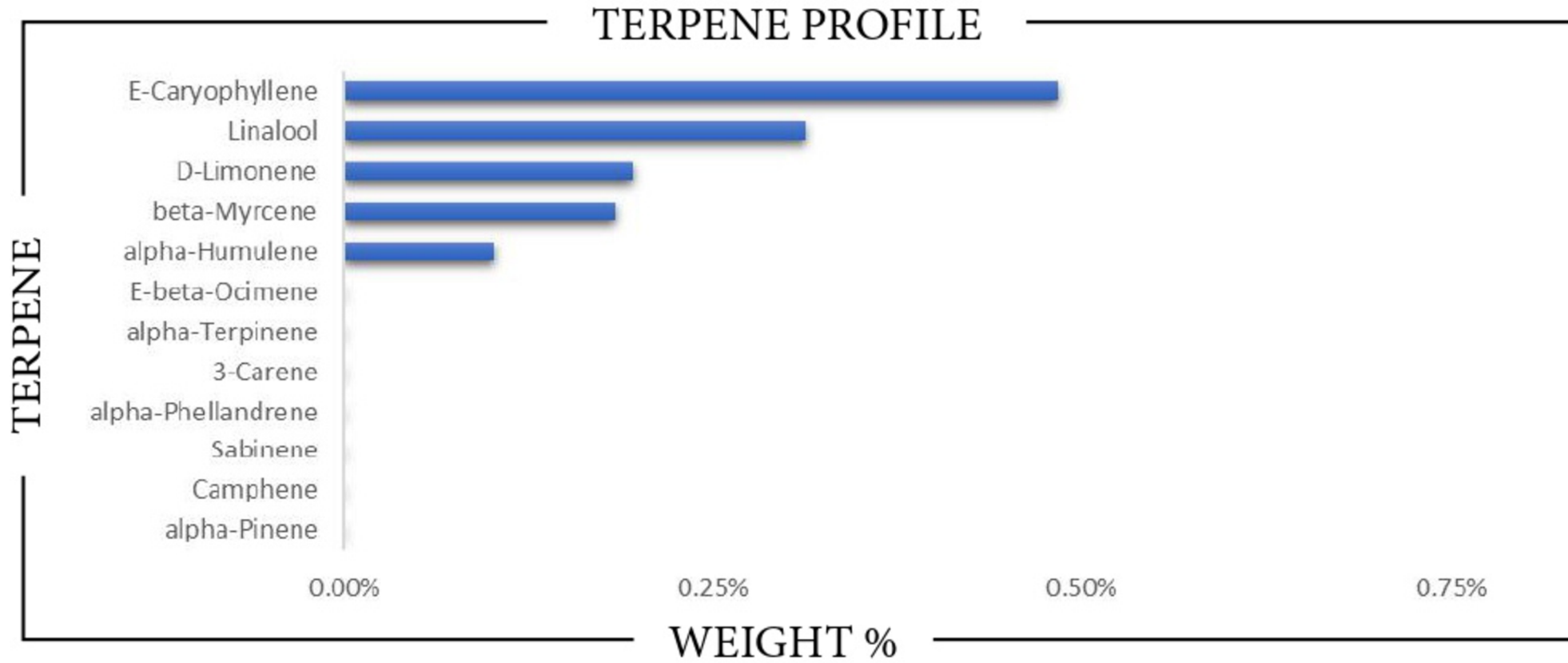
 SIGNATURE	8/5/2025 SIGNED ON
---	-----------------------

## REPORT

PROJECT# 25015272  
 LAB ID 55038443  
 RECEIVED DATE 7/29/2025  
 REPORT DATE 8/5/2025

SAMPLE NAME: Lizard Burger


## TERPENES



TERPENE	WEIGHT %	TERPENE	WEIGHT %	TERPENE	WEIGHT %
alpha-Bisabolol	ND	Caryophyllene oxide	ND	Limonene	0.195
alpha-Cedrene	ND	Cedrol	ND	Linalool	0.312
alpha-Humulene	0.102	Eucalyptol	ND	Nerol	ND
alpha-Phellandrene	ND	Farnesene	ND	Nerolidol	ND
alpha-Pinene	ND	Fenchone	ND	Ocimene	ND
alpha-Terpinene	ND	Fenchyl Alcohol	ND	Pulegone	ND
beta-Caryophyllene	0.484	gamma-Terpinene	ND	Sabinene	ND
beta-Myrcene	0.184	Geraniol	ND	Sabinene hydrate	ND
beta-Pinene	ND	Geranyl acetate	ND	Terpineol	ND
Borneol	ND	Guaiol	ND	Terpinolene	ND
Camphene	ND	Hexahydrothymol	ND	Valencene	ND
Camphor	ND	Isoborneol	ND		
3-Carene	ND	Isopulegol	ND		

Prepared By: RF      Analyzed By: RF  
 Prepared Date: 7/30/2025      Analyzed Date: 7/30/2025  
 Analysis Batch: JUL3025A-TER  
 Analyzed by method TP-TER-01 by HS-GCMS  
 ND = Analyte not detected  
 PPB = Parts per billion

APPROVED BY:  
**JUSTIN HALL**  
 LAB DIRECTOR

 _____ SIGNATURE	8/5/2025 _____ SIGNED ON
--	--------------------------------

## REPORT

PROJECT# 25015272  
 LAB ID 55038443  
 RECEIVED DATE 7/29/2025  
 REPORT DATE 8/5/2025

SAMPLE NAME: Lizard Burger


## PESTICIDES

## PASS

PESTICIDE	ACTION LEVEL (PPB)	SAMPLE LEVEL (PPB)	PESTICIDE	ACTION LEVEL (PPB)	SAMPLE LEVEL (PPB)
Acephate	100	ND	Imidacloprid	5000	ND
Acequinocyl	100	ND	Kresoxim methyl	100	ND
Acetamiprid	100	ND	Malathion	500	ND
Aldicarb	LOD	ND	Metalaxyl	100	ND
Avermectin B1a <sup>1</sup>	100	ND	Methiocarb	LOD	ND
Avermectin B1b <sup>1</sup>	100	ND	Methomyl	1000	ND
Azoxystrobin	100	ND	Methyl-Parathion	LOD	ND
Bifenazate	100	ND	Mevinphos	LOD	ND
Bifenthrin	3000	ND	Myclobutanil	100	ND
Boscalid	100	ND	Oxamyl	500	ND
Captan	100	ND	Paclobutrazol	LOD	ND
Carbaryl	500	ND	Pentachloronitrobenzene	LOD	ND
Carbofuran	LOD	ND	Permethrin I	500	ND
Chlorantraniliprole	10000	ND	Phosmet	100	ND
Chlordane	100	ND	Piperonyl butoxide	3000	ND
Chlorfenapyr	LOD	ND	Prallethrin	100	ND
Chloromequat chloride	LOD	ND	Propicanazole	100	ND
Chlorpyrifos	LOD	ND	Propoxur	LOD	ND
Clofentezine	100	ND	Pyrethrin I	500	ND
Coumaphos	LOD	ND	Pyrethrin II	500	ND
Cyfluthrin	2000	ND	Pyridaben	100	ND
Cypermethrin	1000	ND	Spinetoram J	100	ND
Daminozide	LOD	ND	Spinetoram L	100	ND
Diazinon	100	ND	Spinosyn A <sup>2</sup>	100	ND
Dibrom (Naled)	100	ND	Spinosyn D <sup>2</sup>	100	ND
Dichlorvos	LOD	ND	Spiromesifen	100	ND
Dimethoate	LOD	ND	Spirotetramat	100	ND
Dimethomorph I	2000	ND	Spiroxamine	LOD	ND
Dimethomorph II	2000	ND	Tebuconazole	100	ND
Ethoprophos	LOD	ND	Thiacloprid	LOD	ND
Etofenprox	LOD	ND	Thiamethoxam	5000	ND
Etoxazole	100	ND	Trifloxystrobin	100	ND
Fenhexamid	100	ND			
Fenoxycarb	LOD	ND			
Fenpyroximate	100	ND			
Fipronil	LOD	ND			
Flonicamid	100	ND			
Fludixonil	100	ND			
Hexythiazox	100	ND			
Imazalil	LOD	ND			

Prepared By: RF      Analyzed By: RF  
 Prepared Date: 8/4/2025      Analyzed Date: 8/4/2025  
 Analysis Batch: AUG0425A-PES  
 Analyzed by method TP-PES-01 on HPLC/MS/MS or GC/MS  
 ND = Analyte not detected  
 PPB = Parts per billion  
<sup>1</sup>Abamectin is a mixture of Avermectin B1a and Avermectin B1b  
<sup>2</sup>Spinosad is a mixture of isomers Spinosyn A and Spinosyn D

APPROVED BY:  
**JUSTIN HALL**  
LAB DIRECTOR

 _____ SIGNATURE	8/5/2025 _____ SIGNED ON
--	--------------------------------

**REPORT**

PROJECT# 25015374  
LAB ID 55038662  
RECEIVED DATE 7/30/2025  
REPORT DATE 8/6/2025

SAMPLE NAME: Green Crack


**METALS****PASS**

METALS FDA - CATEGORY I	ACTION LEVEL (PPM)	SAMPLE LEVEL (PPM)
Arsenic (As)	1.5	ND
Cadmium (Cd)	0.5	ND
Lead (Pb)	0.5	ND
Mercury (Hg)	3.0	ND

Prepared By: HB  
Date Prepared: 8/5/2025  
Analyzed By: HB  
Analysis Date 8/5/2025

Analyzed by EPA method 6020A via ICP-OES or ICP-MS  
ND = Not detected  
PPM = Parts per million

APPROVED BY:  
**JUSTIN HALL**  
LAB DIRECTOR

	8/6/2025
SIGNATURE	SIGNED ON

**REPORT**

PROJECT# 25015272  
 LAB ID 55038443  
 RECEIVED DATE 7/29/2025  
 REPORT DATE 8/5/2025

SAMPLE NAME: Lizard Burger

**MYCOTOXINS**
**PASS**

MYCOTOXIN	ACTION LEVEL (PPB)	SAMPLE LEVEL (PPB)
Aflatoxin B1		ND
Aflatoxin B2	Sum of all aflatoxins	ND
Aflatoxin G1	not to exceed 20 PPB	ND
Aflatoxin G2		ND
Ochratoxin	20	ND


Prepared By: RF  
 Date Prepared: 8/4/2025  
 Analyzed By: RF  
 Analysis Date: 8/4/2025  
 Analysis Batch: AUG0425A-MYC  
 Analyzed by TP-MYC-01 on HPLC/MS/MS  
 ND = Not detected  
 PPB = Parts per billion

**MICROBIALS**
**PASS**

	ACTION LEVEL (CFU/G)	SAMPLE LEVEL (CFU/G)
Total Coliform		500
E. Coli	Presence	ND
Yeast & Mold		ND
Enterobacteriaceae		ND
Salmonella	Presence	ND
Total Count		ND

Prepared By: PS  
 Date Prepared: 7/30/2025  
 Analyzed By: PS  
 Analysis Date: 8/1/2025  
 Analyzed by COMPACTDRY method.  
 ND = Not detected  
 CFU/G = Colony forming units per gram

APPROVED BY:  
**JUSTIN HALL**  
 LAB DIRECTOR

 SIGNATURE	8/5/2025 SIGNED ON
---	-----------------------

---

**REPORT**

---

PROJECT# 25015272  
LAB ID 55038443  
RECEIVED DATE 7/29/2025  
REPORT DATE 8/5/2025

---

SAMPLE NAME: Lizard Burger

---

---

**MOISTURE**


---

	% Moisture
Moisture Content:	8.96

Prepared By: TJS  
Date Prepared: 8/1/2025  
Analyzed By: TJS  
Analysis Date 8/1/2025

---

APPROVED BY:  
**JUSTIN HALL**  
LAB DIRECTOR

	8/5/2025
SIGNATURE	SIGNED ON